

ROOF EXTRACTOR FAN



MEMBER

Quality Speaks For Itself



ROOF EXTRACTOR FAN (AXIAL IMPELLER)

HUMIDIN ROOF EXTRACTOR FLOW FAN

ROOF EXTRACTOR FLOW FAN is a type of fan designed to be installed on the roof of a building, specifically used to exhaust air, smoke, or fumes from indoor spaces to the outside environment. It utilizes an axial flow mechanism, meaning that Air moves parallel to the axis of the fan, drawing air in and pushing it out in the same direction. These fans are particularly popular in ventilation and extraction systems, and they are often used to improve air quality & regulate temperature.

FEATURES

- 1. Roof-Mounted:**
The fan is typically installed on the roof of a building, which helps direct the extracted air directly outside. Roof installations also reduce the impact of the fan's noise and improve the aesthetics of the building.
- 2. Efficient Air Extraction:**
Axial roof extractor fans are designed to remove stale air, fumes, smoke, or heat from the interior of a building, particularly from areas like kitchens, factories, warehouses, or underground spaces. They are especially effective in areas where a constant exchange of air is required.
- 3. Energy Efficiency:**
Axial roof extractor fans are generally energy efficient, providing effective ventilation with lower power consumption compared to other types of ventilation systems. This is especially important for large-scale commercial and industrial applications where energy costs can be significant.
- 4. Low Noise Level with Dynamically Balanced Impeller**
The impeller is dynamically balanced to minimize vibration and noise during operation. This results in quiet and smooth performance, making the fan suitable for both industrial and commercial environments.
- 5. Easy Installation on Roof Structures**
The fan is designed for simple and secure roof installation with minimal civil work. The mounting arrangement allows quick setup and easy alignment, reducing installation time and cost.
- 6. Minimal Maintenance Requirements**
With robust construction and fewer moving parts, the fan requires very little maintenance. This ensures long service life, reduced downtime, and lower maintenance expenses.

7. Available in Direct Drive or Belt Drive Models

The fan is available in both direct drive and belt drive configurations to suit different application requirements. This flexibility allows users to select the most suitable model based on airflow, speed control, and maintenance preferences.

8. High Air Flow Rate for Large Spaces

The roof extractor fan is designed to handle a high volume of air, making it highly suitable for large enclosed areas such as factories, warehouses, commercial halls, and industrial sheds. It ensures quick and effective removal of hot, stale, or contaminated air.

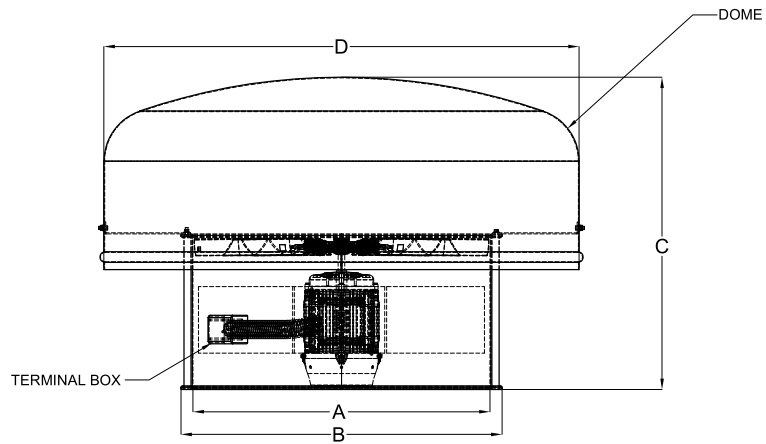
9. Axial Flow Design for Efficient Ventilation

The axial flow design allows air to move parallel to the fan shaft, resulting in smooth and continuous airflow. This design improves ventilation efficiency and ensures uniform air extraction with minimal energy loss.

MATERIAL OF CONSTRUCTION:

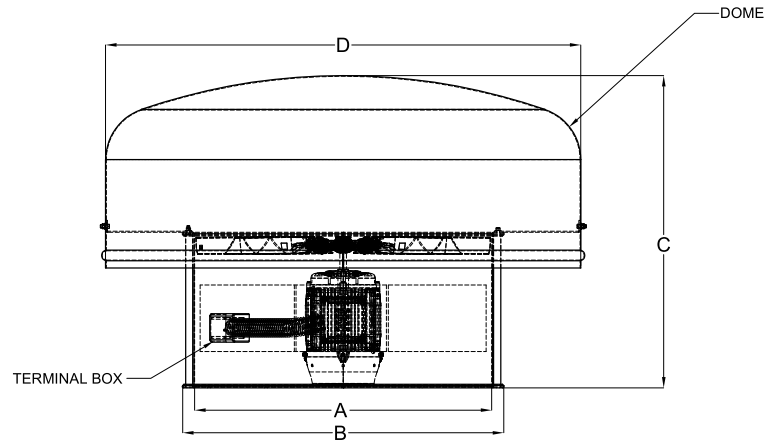
- CASING GI/MS/SS/MS(HOT DIP GALVANIZED)
- IMPELLER - ALUMINIUM PRESSURE DIE CASTED
- IMPELLER HUB - CAST ALUMINIUM WITH TAPPER BUSH ARRANGEMENT
- MOTOR BRACKET - MS/MS(HOT DIP GALVANIZED)
- DOME - FRP/MS/GI

DIMENSION TABLE OF ROOF EXTRACTOR FAN (AXIAL IMPELLER)



ROOF EXTRACTOR (AXIAL TYPE)																
ALL DIMENSIONS (IN MM)																
Air Volume (CFM)	Static Pressure (mmwg)	Fan Type	Fan Dia Ø ID	Outlet Vel. (m/s)	Motor (HP)	Motor Pole	Motor Frame Size	dB@3M	A	B	C	D		E	F	
												Min.	Max.			
1000	5	AXIAL	315	6.05	0.5	4	71	49	315	400	620	473	504	450	150	
	10	AXIAL	400	3.75	0.5	4	71	55	400	485	620	600	640	450	150	
	15	AXIAL	400	3.75	0.5	4	71	63	400	485	620	600	640	450	150	
	20	AXIAL	500	2.4	0.5	4	71	64	500	585	705	750	800	450	150	
1500	5	AXIAL	355	7.15	0.5	4	71	53	355	440	620	533	568	450	150	
	10	AXIAL	400	5.62	0.5	4	71	57	400	485	620	600	640	450	150	
	15	AXIAL	500	3.76	0.5	4	71	69	500	585	705	750	800	450	150	
	20	AXIAL	560	2.91	0.5	4	71	65	560	645	705	840	896	450	150	
2000	5	AXIAL	500	5.46	0.5	6	80	49	500	585	705	750	800	450	150	
	10	AXIAL	560	3.84	0.5	6	80	63	560	645	705	840	896	450	150	
	15	AXIAL	500	5.15	0.5	4	71	68	500	585	705	750	800	450	150	
	20	AXIAL	500	5.15	0.5	4	71	69	500	585	705	750	800	450	150	
4000	5	AXIAL	500	9.33	0.5	6	80	61	500	585	705	750	800	450	150	
	10	AXIAL	500	9.7	1	4	80	57	500	585	705	750	800	450	150	
	15	AXIAL	500	9.7	1	4	80	57	500	585	705	750	800	450	150	
	20	AXIAL	630	6.17	1.5	4	90	65	630	715	705	945	1008	450	150	
6000	5	AXIAL	630	9.27	0.75	6	80	53	630	715	705	945	1008	450	150	
	10	AXIAL	630	9.27	1	6	90	62	630	715	705	945	1008	450	150	
	15	AXIAL	710	7.25	1.5	6	90	61	710	795	930	1065	1136	550	150	
	20	AXIAL	800	5.66	1.5	6	90	64	800	885	930	1200	1280	550	150	
8000	5	AXIAL	800	7.5	1	6	90	58	800	885	930	1200	1280	550	150	
	10	AXIAL	800	7.5	1.5	6	90	61	800	885	930	1200	1280	550	150	
	15	AXIAL	800	7.5	1.5	6	90	61	800	885	930	1200	1280	550	150	
	20	AXIAL	800	7.5	2	6	100	63	800	885	930	1200	1280	550	150	
10000	5	AXIAL	800	9.4	1	6	90	57	800	885	930	1200	1280	550	150	
	10	AXIAL	800	9.4	1.5	6	90	57	800	885	930	1200	1280	550	150	
	15	AXIAL	800	9.4	2	6	100	62	800	885	930	1200	1280	550	150	
	20	AXIAL	800	9.4	3	6	112	64	800	885	930	1200	1280	550	150	
12000	5	AXIAL	900	9.15	1.5	6	90	63	900	985	930	1350	1440	550	150	
	10	AXIAL	900	9.15	2	6	100	63	900	985	930	1350	1440	550	150	
	15	AXIAL	900	9.15	3	6	112	67	900	985	930	1350	1440	550	150	
	20	AXIAL	900	9.15	3	6	112	67	900	985	930	1350	1440	550	150	
14000	5	AXIAL	1000	8.54	1.5	6	90	63	1000	1085	930	1500	1600	550	150	
	10	AXIAL	1000	8.54	2	6	100	64	1000	1085	930	1500	1600	550	150	
	15	AXIAL	1000	8.54	3	6	112	72	1000	1085	930	1500	1600	550	150	
	20	AXIAL	1000	8.54	5	6	132	72	1000	1085	930	1500	1600	550	150	
16000	5	AXIAL	1000	9.7	2	6	100	68	1000	1085	930	1500	1600	550	150	
	10	AXIAL	1000	9.7	3	6	112	68	1000	1085	930	1500	1600	550	150	
	15	AXIAL	1000	9.7	3	6	112	71	1000	1085	930	1500	1600	550	150	
	20	AXIAL	1000	9.7	5	6	132	71	1000	1085	930	1500	1600	550	150	
18000	5	AXIAL	1120	9	2	6	100	67	1120	1205	1105	1680	1792	650	200	
	10	AXIAL	1120	9	3	6	112	71	1120	1205	1105	1680	1792	650	200	
	15	AXIAL	1120	9	5	6	132	75	1120	1205	1105	1680	1792	650	200	
	20	AXIAL	1120	9	5	6	132	75	1120	1205	1105	1680	1792	650	200	
20000	5	AXIAL	1120	9.9	3	6	112	75	1120	1205	1105	1680	1792	650	200	
	10	AXIAL	1120	9.9	3	6	112	75	1120	1205	1105	1680	1792	650	200	
	15	AXIAL	1120	9.9	5	6	132	76	1120	1205	1105	1680	1792	650	200	
	20	AXIAL	1120	9.9	7.5	6	132	78	1120	1205	1105	1680	1792	650	200	
24000	5	AXIAL	1250	9.5	5	6	132	72	1250	1355	1105	1875	2000	650	200	
	10	AXIAL	1250	9.5	5	6	132	73	1250	1355	1105	1875	2000	650	200	
	15	AXIAL	1250	9.5	7.5	6	132	75	1250	1355	1105	1875	2000	650	200	
	20	AXIAL	1250	9.5	7.5	6	132	72	1250	1355	1105	1875	2000	650	200	

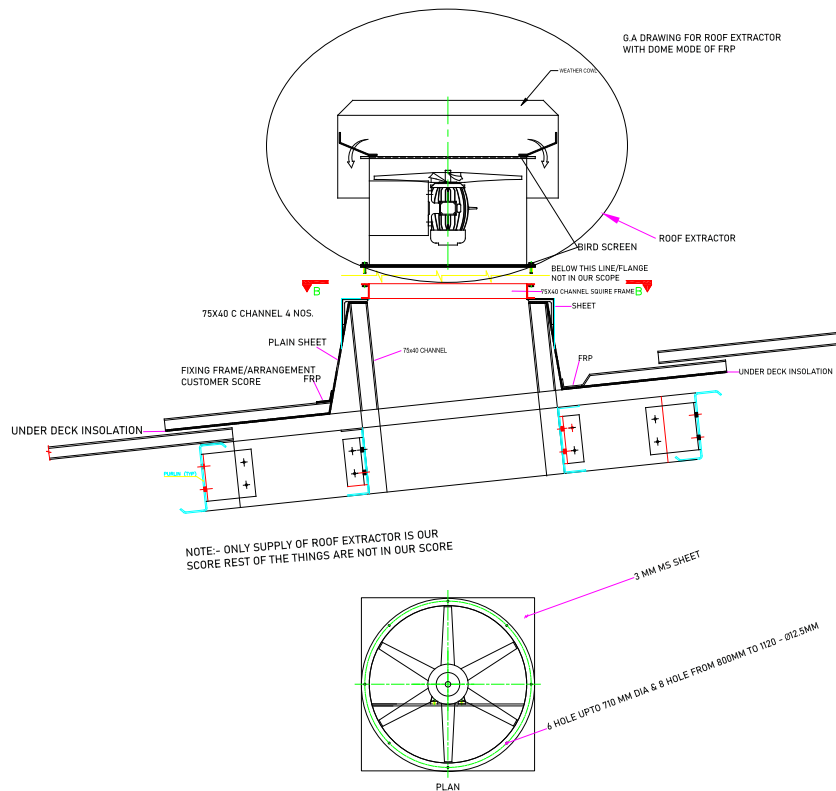
NOTE: ALL TECHNICAL & DIMENSIONS ARE ONLY FOR REFERENCE




ROOF EXTRACTOR (AXIAL TYPE)															
ALL DIMENSIONS (IN MM)															
Air Volume (CFM)	Static Pressure (mmwg)	Fan Type	Fan Dia Ø ID	Outlet Vel. (m/s)	Motor (HP)	Motor Pole	Motor Frame Size	dB@3M	A	B	C	D		E	F
												Min.	Max.		
27000	5	AXIAL	1250	10.4	5	6	132	71	1250	1355	1105	1875	2000	650	200
	10	AXIAL	1250	10.4	7.5	6	132	75	1250	1355	1105	1875	2000	650	200
	15	AXIAL	1250	10.4	7.5	6	132	75	1250	1355	1105	1875	2000	650	200
	20	AXIAL	1250	10.6	7.5	6	132	75	1250	1355	1105	1875	2000	650	200
30000	5	AXIAL	1400	9.8	5	6	132	75	1400	1505	1105	2100	2240	650	200
	10	AXIAL	1400	9.8	7.5	6	132	75	1400	1505	1105	2100	2240	650	200
	15	AXIAL	1400	9.3	7.5	6	132	78	1400	1505	1105	2100	2240	650	200
	20	AXIAL	1400	9.5	10	6	160	78	1400	1505	1105	2100	2240	650	200
35000	5	AXIAL	1400	11	5	6	132	72	1400	1505	1105	2100	2240	650	200
	10	AXIAL	1400	11	7.5	6	132	79	1400	1505	1105	2100	2240	650	200
	15	AXIAL	1400	11	10	6	160	80	1400	1505	1105	2100	2240	650	200
	20	AXIAL	1400	11	10	6	160	83	1400	1505	1105	2100	2240	650	200
40000	5	AXIAL	1400	12.3	5	6	132	76	1400	1505	1105	2100	2240	650	200
	10	AXIAL	1400	12.3	7.5	6	132	76	1400	1505	1105	2100	2240	650	200
	15	AXIAL	1400	12.3	10	6	160	84	1400	1505	1105	2100	2240	650	200
	20	AXIAL	1400	12.3	10	6	160	84	1400	1505	1105	2100	2240	650	200

NOTE: ALL TECHNICAL & DIMENSIONS ARE ONLY FOR REFERENCE

FIXING ARRANGEMENT OF ROOF EXTRACTOR





ROOF EXTRACTOR FAN (CENTRIFUGAL IMPELLER)

HUMIDIN CENTRIFUGAL ROOF EXTRACTOR FLOW FAN

CENTRIFUGAL ROOF EXTRACTOR FAN is a type of ventilation fan that is designed to be installed on the roof of a building to expel air, smoke, fumes, or heat from indoor spaces. Unlike axial fans, which move air along the axis of the fan blades, centrifugal roof extractor fans use a centrifugal force to move air radially, which involves drawing air into the fan and expelling it at a 90-degree angle to the incoming Air moves. This results in higher pressure and Air moves capabilities, making centrifugal fans ideal for applications requiring high ventilation performance.

FEATURES

- 1. Roof-Mounted:** As the name suggests, centrifugal roof extractors are mounted on the roof of a building. This allows them to expel air directly to the outside, preventing air from being recirculated back into the building. Roof mounting also minimizes noise disturbance inside the building and optimizes space usage.
- 2. High Pressure and Air moves:** Due to their radial design, centrifugal fans 2 are capable of generating higher pressure than axial fans, which makes them better suited for handling longer duct runs, more resistant ducts, or environments with higher air resistance.
- 3. Durable and Weather-Resistant:** These fans are built to withstand outdoor conditions such as rain, snow, and UV exposure. They are typically constructed with corrosion-resistant materials to ensure longevity in harsh environments.
- 4. Energy-Efficient:** Although centrifugal fans tend to consume more energy than axial fans, they are still considered relatively energy-efficient for the level of pressure and Air moves they can generate. Proper sizing and installation can optimize energy use.

MATERIAL OF CONSTRUCTION

- CASING - GI/MS/SS/MS(HOT DIP GALVANIZED)
- IMPELLER - MS/GI/SS
- IMPELLER HUB - CI/CI WITH TAPPER BUSH ARRANGEMENT
- INLET CONE - FRP/MS/GI/SS
- DOME - FRP/MS/GI

For Technical Enquires Contact.

HUMIDIN

Sales & Marketing Department

North India: (Ventilation Dept.)

Phone: +91-9654400710

Email Id: tc@humidin.com

East India: (Ventilation Dept.)

Phone: +91-9654551093

Email Id: tceast@humidin.com

West India: (Ventilation Dept.)

Phone: +91-9654551015

Email id: tcwest@humidin.com

South India: (Ventilation Dept.)

Phone: +91-9654781452

Email Id: tcsouth@humidin.com

All India: (Air Handling Unit Dept.)

Phone: +91-9654557807

Email Id: ahu@humidin.com

After Sales Service Department (24x7)

Phone: +91-9654452926

Email Id: service@humidin.com

COUNTRIES:

RIYADH:

Email Id: riyadh@humidin.com

EGYPT:

Email Id: egypt@humidin.com



HR Department

Phone: +91-7290065533

Email Id: hr@humidin.com

hrmanager@humidin.com

Finance Department

Phone: +91-9654452925

Email Id: accounts@humidin.com

The intention of this brochure is to introduce you to, and acquaint you with the capabilities of the HUMIDIN organization in the offered product areas. It will not answer all your immediate questions, and indeed, it will no doubt raise others. We welcome your interest in our products and shall be very pleased to provide further information.

GUARANTEES

HUMIDIN guarantees its products to be free of defects in materials and workmanship for a period of one year from the date of delivery from the factory, provided motors are properly installed with overload protector. Humidin agrees to repair or replace defective parts or part to be returned to the factory, all transportation charges prepaid. Humidin does not guarantee against abrasion, corrosion or erosion. Humidin shall not be held responsible for any charges in connection with the removal or replacement of alleged defective equipment nor for incidental consequential damages

A.C HUMIDIN AIR SYSTEMS PVT.LTD.

Plot C18, Tronica City Industrial Area
Loni Dist. -201102